

While most white children in North Dakota reside with two parents, most American Indian children live with a single parent or in other arrangements.



The percent of North Dakota children living in single-parent homes almost doubled from 1980 to 2000.

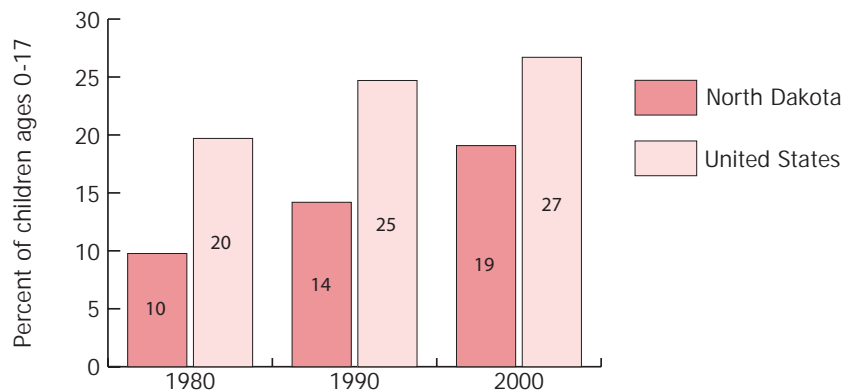
Figure 9. Number of Children Younger than 18 in North Dakota by Living Arrangements, Race, and Age of Child, 2000

	White	American Indian	All Others	Total
Younger than 6	40,839	4,000	2,774	47,613
Living with 2 parents	32,342	1,242	1,681	35,265
Living with 1 parent	6,770	1,908	881	9,559
Living with father	1,863	418	179	2,460
Living with mother	4,907	1,490	702	7,099
Other arrangements*	1,727	850	212	2,789
Ages 6-17	100,032	8,904	4,300	113,236
Living with 2 parents	80,413	3,386	2,804	86,603
Living with 1 parent	16,253	3,772	1,111	21,136
Living with father	4,015	888	262	5,165
Living with mother	12,238	2,884	849	15,971
Other arrangements*	3,366	1,746	385	5,497
Total children	140,871	12,904	7,074	160,849

*Other arrangements for children not living with their parent(s) include living with other relatives, living with non-relatives, or living in group quarters.

In 2000, 74% of children younger than 6 and 76% of children ages 6-17 lived with both parents in North Dakota. In contrast, 66% of children in the United States lived with two parents.

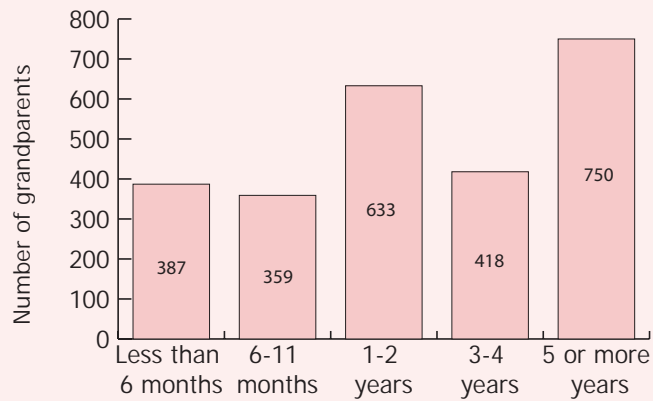
Figure 10. Percent of All Children Ages 0 to 17 Living in Single-Parent Homes, North Dakota and the United States, 1980-2000



The percent of North Dakota children living with one parent grew from 10% in 1980 to 19% in 2000. At the same time, the percent of the nation's children living in single-parent homes rose from 20% in 1980 to 27% by 2000.

Family Composition

Figure 11. Number of North Dakota Grandparents Living with and Being Primary Caregivers for Grandchildren Younger than 18 by Length of Time as Primary Caregiver, 2000



In 2000, there were 4,645 grandparents living with their grandchildren in North Dakota, most of whom (2,547 or 55%) were primary caregivers for their grandchildren. A little more than 29% of these caregivers had been raising their grandchildren for five or more years.

Statewide, the number of children living with grandparents rose 48% between 1990 and 2000, from 2,628 to 3,901.


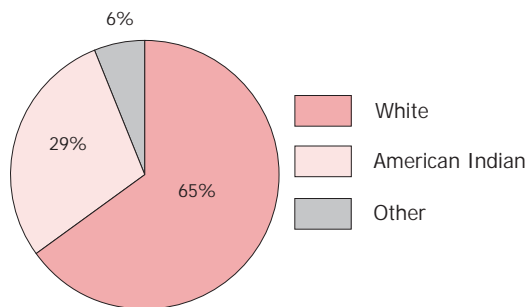


Figure 12. North Dakota Children in Foster Care by Race, 2006



American Indian children constitute 9% of the state's children. However, they represent 29% of all children who are receiving foster care.

American Indian children are at greater risk for being placed in foster care than are white children in North Dakota.